


Classical Conversations

Morning Time Plans

Cycle 2

-- SAMPLE --



Copyright © 2019 by Andie Davidson

All Rights Reserved

The purchaser may print a copy of this work for their own personal use. Otherwise, no part of this book may be reproduced or transmitted without prior written permission of the publisher, except by a reviewer, who may quote brief passages in a review.

For written permission contact davidson@frontier.net

Thank you for purchasing our Morning Time Plans for Cycle 2!


Hello! My name is Andie Davidson and I am the blessed and busy mama of 8 kids from ages five to nineteen. We have been a part of Classical Conversations for nearly seven years and it is my deep heart's desire to encourage and equip homeschooling moms like myself. For that reason, I created these Morning Time plans to go along with Cycle 2. In order for this eBook to be the most useful for you, you must own a Foundations Guide where you will find the memory work and weekly plans for Cycle 2. This eBook is created to go along with the 5th edition of the guide but it will work with previous editions as well. It is also helpful, but not necessary, to be a subscriber to CC Connected as found at www.ClassicalConversations.com.

You will find that much of the methodology encouraged in this eBook comes from the Charlotte Mason method of education. It is my firm belief that Classical Conversations and Charlotte Mason principles work quite well together and offer both the educator and the student the best chance at a peaceful and Spirit-inspired learning process. If you are unfamiliar with this method, please take some time to read this article: <https://simplycharlottesmason.com/what-is-the-charlotte-mason-method/>

If Morning Time is a new concept for you, I recommend you start by reading the article found at this link: <https://edsnapshots.com/morning-time-and-how-it-can-change-your-homeschool/>. Our family has been using a version of Morning Time for many years now and I have compiled the resources in this eBook to help you have a peaceful and successful homeschool year of discipleship with your children. Feel free to add to what I offer here or simplify it according to the needs and desires of your family. While there are seven components to morning time in this eBook (Faith Study, History Read-Alouds, Poetry, Artist Picture Study, Math Games, Shakespeare, and Memory Work Review Games), you will not be doing all seven each day. You will notice there is a planning template for you to decide how to spread out the work to meet your family's needs. As a firm believer in the principle 'Multum non Multa' meaning 'much not many' or 'less is more', I have intentionally made these plans very attainable for the average family. In addition to an hour-ish morning time, I have my kids spend 45 minutes on their Language program (Explode the Code for kids under 9 and Essentials for kids over 9) and 45 minutes on their math curriculum - THAT IS IT! The rest of our day is spent exploring learning in non-traditional ways such as individual reading, nature study, gatherings with friends, field trips, hand crafts, spending time with grandparents, etc. Of course, my Challenge-aged students spend more time on school work than that, but they are always welcome to join us for Morning Time. Sometimes they do and sometimes they do not. My hope is that after a small investment of just a few hours of reading and printing this eBook and creating your binder, you will feel equipped and excited about the learning adventure that this new school year brings!

Blessings in Jesus,
Andie Davidson





Please check out our other printable Bible studies, resources, and freebies by Quiet Times for Kids!

www.QuietTimesForKids.com



Quiet Times for Kids
Bible studies your children will love!



Table of Contents

Printing Instructions.....	6
How to Assemble Your Binder.....	8
Tips for Training Toddlers.....	10
Why Morning Time Might Not Work for You.....	12
Prayer Guide.....	14
Morning Time Mottos	24
Growth Mindset Resources for Your Homeschool.....	28
Documentary Suggestions (for the hard days).....	30
Picture Study.....	32
Faith Study.....	52
Printable Booklist.....	53
Middle Ages Poetry Plan.....	54
Math Games.....	61
Shakespeare Plan.....	62
Weekly Plans.....	64
Weekly Template.....	68
Ways to integrate N.A.M.E.S.....	69
Memory Work Games.....	70
Essentials Review Ideas for Morning Time.....	71
Question Asking Guide for Moms and Dads.....	73
Ideas for Keeping Hands Busy in Morning Time.....	75
Podcasts in Morning Time.....	76
Afternoon Nature Study Tips	77
Encouraging Resources.....	79
Ten Commandments of Homeschooling.....	80
Narration Helps.....	81
Frequently Asked Questions	82

Printing Instructions


My first piece of advice for you regarding printing is to consider purchasing a HP Printer with and Instant Ink subscription. I can't believe I spent a decade as a homeschooler without this invaluable service! I pay a flat fee each month for 300 pages and ink cartridges are automatically shipped to me when the printer runs low. And best of all, color copies are the same cost as black and white! You can find out more here: <https://instantink.hpconnected.com/us/en/r>

Likely it is best to simply print out this whole eBook and create a Morning Time Binder to store it all in with the following dividers in this order: Weekly Plan, Faith Study, Picture Study, Poetry Plan, Math Activities, and Shakespeare. I also recommend that you laminate the Prayer Cards and the Artist pictures for your Picture Study. It is the best practice to have a copy of the paintings for each child as you will get the most out of the process this way. I know it may seem like a lot to print but trying to do a picture study while sharing the picture with multiple kids takes all the truth, beauty, and goodness right out of it! Trust me, I am speaking from experience ;)

You will notice that there is a simple weekly plan based on the 24 weeks of Cycle 1 as well as a blank template for you to create a more detailed weekly plan for your family if the simple version is too basic for you or if you wish to add in more elements to your Morning Time. If you wish to use the weekly plan template, you should print out 24 copies, one for each week, it is found on page 68. Notice there is room to add any additional studies such as nature study, catechism, science, hymn study, scripture memory, math computation, Language Arts, Phonics, or Essentials work.

Printing at Office Depot or Staples

If you prefer not to print this ebook at home, you could simply have it sent to your local office supply store to have it printed. I emailed it to my local Office Depot, showed them the Classical Conversations discount card (shown below) and was able to print the whole document in color for only \$16.00, which was nearly 75% off the retail price! I know Staples also offers a discount so you could ask your director or the CC Facebook page for that information since I do not have a local Staples store.



A note About Presentations & Printing

Getting 8 kids ready for a CC Community day has proven to be one of the greatest tests of my sanctification yet! I can't tell you how many times a child asked me what they should do for their presentation as we are walking out the door - I am sure you have had a similar experience! Well, the content of this eBook will provide you countless ideas for Community Day presentations. They can do reports on the books you read aloud, they could recite a poem you learned, they could present a picture study on one of the artists, or they could retell a Shakespeare play you studied. Being generous with the printing can be helpful for presentations by giving your student their own copy of a poem, artist print, or a Shakespeare quote. Here's to a more peaceful year getting out the door on community day!

Multiple Copies

There are a few things in this document of which you might want multiple copies. I recommend that you print a copy of the Artist Pictures on pages 34-50 for each child. I know it is an initial investment of ink, but I believe the rewards pay off when each child can really look at, observe, and discuss the picture without having to share with a sibling. After using the discount at Office Depot, a color copy costs about two cents each so the investment is well worth the pay off. The second thing that I recommend you make multiple copies of is the Ultimate Tic Tac Toe board, you will need one board for every two players. If you choose to use the Weekly Planning Template to create a detailed plan each week (which I do not - I just use the quarter-at-a-glance plan and use it as a loop schedule) then you will want 24 pages of page 68 for the 24 weeks of CC. Print a few copies of the Five Common Topic chart on page 74 as well. The final page that needs multiple copies is the Scripture Memory Work and Morning Time Motto Memory Work found on pages 23,26, & 27. I keep a copy in the car for review on the road and a copy under the table runner at the dinner table for meal time review.

One Final Recommendation...

There is a book that has truly changed my life that I would be remiss if I didn't share with you. It is called *Miracle Mornings* by Hal Enrod. I have never been considered a "morning person" by anyone who knows me but I must say, this book totally changed me and I now consider myself a morning person. The book is so much more than just a self-help book on how to wake up early. It is a systemized plan to craft the life you desire by setting goals, inviting accountability, taking responsibility for your life and learning the disciplines that bring true fulfillment. Please consider reading it and join the Miracle Morning community on Facebook as well!

How to Assemble Your Morning Time Basket & Binder

I recommend you use a 1-inch binder to store your Morning Time Plans. You will also need to purchase 8 Tabbed folder dividers. You can insert page one of this document as the cover for your divider and use the long, narrow image to insert in the spine of the binder. Here is a description of the eight tabs you will label:

Binder Tab Label Explanations:

1. **Weekly Plan** - Keep your weekly plans here. You can either use the 'Quarter-at-a-glance' weekly plan pages (page 64-67) or you can use the week at a glance template (page 68) to fill in your own plan if you are one who likes to detail out each week.
2. **Faith Study** - This section will contain any hymns you would like to sing (such as the one found on page 22, scripture memory plan your family is working on or the one on page 23, any catechism questions your family does, and Morning Time Mottos found on pages 26 & 27. In the folder of this tab you will want to store the Prayer Cards on pages 15-20.
3. **Picture Study** - this contains the 'Picture Study Questions to Ask' on page 32 and copies of the pictures we are studying in the folder of this tab. I recommend multiple prints if you have multiple children and laminating will make them last a lot longer as well.
4. **Shakespeare & Poetry** - this contains the Shakespeare quotes you will memorize and the 6 poems as well. You should also include the 5 Step Plan to Digging into Shakespeare found on pages 62 & 63.
5. **Math Games** - this contains ideas for card and dice math games found on page ---. In the folder of this tab you should include the laminated Ultimate Tic Tac Toe boards found in the very end of this PDF on pages 87-89.
6. **Review Games** - this section contains the memory work games found on page 70 and the Essentials memory work review ideas on page 71-71 along with copies of the Essentials grammar charts.
7. **Cycle 2 Memory Work Pages** - Make copies of the Subject Summary pages and maps found on pages 158-175 of the new Foundations Guide. You may also want to make a copy of the 'Year at a Glance' page found on page 133 of the new guide.
8. **Narration Helps** - I encourage you to do narrations after history read-alouds, poetry, Shakespeare, picture studies, and even math! This section contains helps to get the conversation going and give ideas for questions. Print out page --- and put it in this section. Get to know these questions very well and you will enjoy hours of great conversation with your kids!

Additional Ideas:

- Current & Future Ideas - I am always reading and listening to great podcasts on Morning Time (like the Podcast by Pam Barnhill called Your Morning Basket!) so I have loads of new ideas brewing. I keep those ideas on a page labeled 'Current & Future Ideas' and slip it in the back cover of the binder.
- Laminated Blank White Cardstock - I store a few of these in the front pocket cover of the binder to use as white boards for math and review games if needed.

Pictures - Here are the items I purchased to set up our Morning Time Basket and Binder and I keep them in our Morning Time corner in our family room:



Rurality
RURALITY Wicker Woven Picnic Basket with Double Folding Handles
★★★★☆ 5 customer reviews

Price: **\$26.40** ✓prime

Get \$70 off instantly: Pay \$0.00 upon approval for the Amazon Prime Rewards Visa Card.


Only 15 left in stock - order soon.

Want it Thursday, April 26? Order within **2 hrs 35 mins** and choose **Two-Day Shipping** at checkout. Details Sold by RURALITY and Fulfilled by Amazon. Gift-wrap available.

- Made of natural wicker
- Cotton liner can be removed and washed
- Folding handles
- Suitable as picnic basket, fruits basket, shopping basket and so on
- Approx dimensions: L 15" X W 11" X H 7" (height not included handle)

New (1) from \$26.40 ✓prime

Report incorrect product information.



Here are a few pictures of our Morning basket and Morning Time Binder. There is nothing quite so frustrating as getting all ready for Morning Time and then not being able to find your book! If we have a definite place to keep all our Morning Time books and supplies, that is much less likely to happen. It is an initial investment to make all my copies, organize the binder, prepare supplies for math games (cards and dice) and purchase the books. Once the planning and preparation is done, we read the benefit of a well-organized Morning Time system for the whole year!



Christ in the Storm - Rembrandt

Weekly Plans

Please note that there are no daily lesson plans included. This is intentional as each family commits to a different amount of time for Morning Time each day. These plans are designed to run in a loop schedule fashion. A daily schedule can be discouraging when you miss a day or get behind due to unforeseen circumstances. A loop schedule doesn't require particular tasks to be done each day but instead provides a list of work or reading assignments that are to be done in Morning Time. When it is time to meet with your kids, you simply pick up where you left off on the day before and do the next thing. I have set loose weekly tasks and goals to keep you on track for the year. If you prefer a daily plan, you will find a 4 day planning template on page 68.

First Quarter:

	Week 1	Week 2	Week 3
Read Aloud	Son of Charlemagne	Son of Charlemagne	Son of Charlemagne
Poetry	Merry While Summer lasts	Merry While Summer lasts	Merry While Summer lasts
Shakespeare	Taming of the Shrew	Taming of the Shrew	Taming of the Shrew
Picture Study	Rembrandt	Rembrandt	Rembrandt
Math Game	Card & Dice Games	Card & Dice Games	Card & Dice Games
Faith Study	Trial & Triumph	Trial & Triumph	Trial & Triumph
Memory Work Review Plan	Odd Weeks	Even Weeks	Odd Weeks

	Week 4	Week 5	Week 6
Read Aloud	The Apple & the Arrow	The Apple & the Arrow	The Apprentice
Poetry	Merry While Summer lasts	Fowls in the Firth	Fowls in the Firth
Shakespeare	Taming of the Shrew	Taming of the Shrew	Taming of the Shrew
Picture Study	Rembrandt	Gainsborough	Gainsborough
Math Game	Card & Dice Games	Card & Dice Games	Card & Dice Games
Faith Study	Trial & Triumph	Trial & Triumph	Trial & Triumph
Memory Work Review Plan	Even Weeks	Odd Weeks	Even Weeks

Weekly Planning Template for the Week of _____

(If you prefer a daily plan rather than a weekly loop schedule then print out 24 of these and use the weekly plans on the previous page to determine your daily goals)

	Day 1	Day 2	Day 3	Day 4
Read-Aloud				
Poetry				
Shakespeare				
Picture Study				
Math Game				
Faith Study				
Memory Work Review				

- Note – This template only has four days assuming that you are spending your first day of your week in community with Classical Conversations. The blank rows are for you to add any additional studies such as nature study, history audio books such as Mystery of History or Story of the World, catechism, science, hymn study, scripture memory, math computation, Language Arts, Phonics, or Essentials work.

Cycle 2 Morning Time Plans F.A.Q.

What is Morning Time anyway?

Morning time is simply a daily practice in a homeschool family whereby all the children come together with the parent to focus on the subjects that the family can do together in the pursuit of truth, beauty, and goodness. Too often our school day is dominated by the 'skill subjects' of language and math which can leave little time for the liberal arts of poetry, literature, art appreciation, handicrafts, dialectic discussion, and Scripture study. This can leave both the parent and child with a lack of enthusiasm for the beauty and natural curiosity of learning and discovery. Morning time allows a family to nourish their souls together and build relationship in a conversational setting by prioritizing noble ideas.

Does Morning Time really have to happen in the morning?

No! While morning seems to be the best time for many families, some prefer to do it later when the baby or toddler is taking a nap. Some families even chose to do it later in the evening while dad is at home. You really can use these plans any time of the day that fits your family best.

What is Classical Conversations?

Classical Conversations is an international company that provides support for homeschool families by building classical, Christian communities that meet weekly to instruct their children. They produce a curriculum called the Foundations Guide that each family uses and it runs on a three year cycle. You can get more information here: www.ClassicalConversations.com

Do I have to be in a Classical Conversations community to use them?

No, not at all. While they do compliment the Foundations Guide, you really don't even need that to make use of the resources. Cycle 1 focuses on Ancient History, Cycle 2 focuses on the Middle Ages and Cycle 3 focuses Modern & American History.

Do these plans work with the new Foundations Guide?

Yes, these plans were written with the 5th edition in mind but it will still work fine with older versions of the Foundation Guide.

What is included in the Cycle 2 Morning Time Plans download?

Great question! The download includes the following for all 24 weeks of Cycle 2:

- Read Aloud Schedule
- Narration and Question Asking Guide for Moms and Dads
- Poetry and Shakespeare Plan
- Cycle 2 Picture Study Plan with Copies of Artist's Prints
- Morning Time Prayer Guide and Psalms Cards
- Weekly Templates and Plans
- Memory Work Game Ideas
- Essentials Review Ideas
- Math Ideas for Morning Time
- Ways to incorporate N.A.M.E.S. in Morning Time
- Morning Time Mottos
- Ideas to Keep Hands Busy in Morning Time
- Tips for Toddlers in Morning Time
- Ideas for Using Podcasts in Morning Time
- And Much More!

How are these plans different from the Cycle 1 or 3 Morning Time Plans?

While there are some similarities between all of our Morning Time Plans, there are many things included in Cycle 2 that you will not find in the others. Each cycle includes a reading, picture study, and poetry plan that links up with the cycle as well as a prayer plan, devotional recommendations, math game ideas, and much more. However, in the cycle 2 plans you will also find science devotionals for dad that link up with Cycle 2 science material, growth mindset resources, documentary recommendations, a Charlotte mason inspired motto memorization plan, and much more!

Why are daily plans not included?

I have intentionally not written out daily plans because in my experience the amount of daily work that a family can get done varies greatly according to their life situation. If all your kids are under 10 and you have toddlers or nursing infants, then your Morning time will likely be around 30-45 minutes a day. But if you have many older kids and no little ones to distract you, you can spend an hour or more in Morning time. Therefore, each parent needs to look over the whole plan to determine what works on a daily basis. Some parents may thrive with daily goals but others may become discouraged when unforeseen circumstances prevent you from reading the exact number of pages you had set out to do so you get behind in the schedule. As a result, I have created weekly plans as a loose recommendation of how much material to get through each quarter. After many years of homeschooling and doing Morning Time, I have found it much more peaceful to have a loose weekly/ monthly plan and use loop scheduling to accomplish it.

What is 'loop scheduling'?

Loop scheduling is an alternative to a traditional, daily block schedule. It is a way for you to reduce the stress in your homeschool or Morning Time that comes from getting behind or missing certain assigned activities or reading assignments for any particular day. When you begin your Morning Time, you simply look over the weekly plan and choose somewhere to start. Whenever you stop for the day, you mark off the last subject you completed. When you resume Morning Time again the next day, you simply pick up where you left off. You can also have a double loop schedule, for example you could have a Monday/ Wednesday loop where you do read alouds, picture study, math drills, and Shakespeare and a Tuesday/Thursday loop where you do read alouds, poetry, memory work review and a psalm prayer time. This method allows for a lot of flexibility depending on your families season of life, other afternoon commitments, and unforeseen circumstances.

Do you do Morning Time year-round or only during the 24 weeks of Classical Conversations?

Yes, in our home we pretty much do Morning Time year round, whether we are in the middle of the CC year or on break. It is my experience that my children do much better when we have a set routine to start off their day. We also do this as I have come to love the tradition of making my yummy, bullet proof coffee and settling in on the couch for a great read aloud, devotional and some good discussion time with my kids. Our days just do not go as well when we don't start this way. I also find that when I read a great story, enjoy a poem, laugh at some Shakespeare or hear some nature lore, the imaginations of my kids are sparked in a way that carries out further in the day and changes they way they play.

How does Morning Time look different when we are on winter or summer break?

There are times when I use our school break Morning Time to catch up on books, picture studies, or devotionals we did not get to when we feel behind on our school year schedule - which happens often! If we are not behind, then I use our morning time to enjoy a good fantasy book series that doesn't necessarily correlate with what we are learning. I also tend to do more nature study activities along with art time in the summer when we are outside more often.

Is Morning Time really enough?

Well, kinda 😊 When I joined CC, an older, wiser mom gave me some really great advice. She told me that if I am doing more than 2.5 hours of work each morning with my Foundations and Essentials kids then I am doing too much and not trusting the model. At first, I struggled to believe her but after six years I see the fruit and wisdom in what she advised. In our home we spend 45-60 minutes every day in Morning Time. After that we move to the table to work on our 'skills subjects' of language and math. My kids under 9 do Explode the Code and my kids over 9 do Essentials work (the language portion of CC) for 45 minutes and then we do 45 minutes of math. THAT IS IT! We eat lunch and then spend our afternoons exploring learning in non-traditional ways such as individual reading, nature study, entrepreneurial efforts, gatherings with friends, field trips, handicrafts, spending time with grandparents, etc. Of course, my older kids in Challenge do more school work in the afternoons but for kids under 12, I strongly recommend that you trust the model and do not more than 2.5 hours a day. Remember, you are in this for the long haul, it is a marathon not a sprint so don't burn out too early!

What is a Morning Time Binder?

It is simply a 3-ring binder where you store your weekly plans, math game ideas, memory work review game ideas, poems, artist prints, etc...

What is a Morning Time basket?

The Morning Time basket holds all your read aloud books, game materials such as cards dice, Morning Time Binder, Bible, etc...

How much prep time is required for the parent using your Morning Time Plans?

Your biggest investment of preparation will be setting up your binder and basket. It will take you an hour or so to print out everything you need for the binder and order the necessary books - which could also be checked out at the library. Once you have set up the binder and basket, it really does not take more than 5-10 minutes each week to look over the plans for that week and decide if any adjustments need to be made. Oh, and you will need a couple minutes to make a yummy cup of tea or coffee to enjoy while you feast on living ideas with your kids each morning!

What age are these Morning Time plans designed for?

The concept of Morning Time is vastly popular among homeschoolers because it is designed specifically for a multi-age family. The books and activities in these Morning Time Plans are designed with kids ages 4-15 in mind however they can sure be used for older or younger!

What is included with the plans and what do I need to purchase separately?

The PDF download contains not only the weekly plans for Morning Time but also the artist prints, poems, narrations questions, math games, memory work review games, prayer cards, and much more! The only things you will need to purchase separately will be the books designed to be read aloud, a deck of cards and some dice for the games. All recommended books are available at Amazon and are very reasonably priced and in print.

Do I need one copy for each of my children?

No, you only need one copy of the ebook to put in your Morning Time Binder. Since the focus of Morning Time is to build a shared culture within your family as you feast on noble ideas together, there are no individual worksheets to make copies of. The only thing you may want multiple copies of are the artist prints as it is much easier to do an oral picture study when each child has their own copy.

Can I use these plans with another family in a co-op style?

Yes, these plans would work great in a multi-family setting! One parent could plan the picture and poetry study while the other could plan the faith study and read-aloud discussions. The possibilities are endless! We do ask that each family purchase their own download for copyright reasons.

What do I do with my toddlers while I am doing Morning Time with my older children?

Now that is a good question! My youngest 6 children were born within 7 years (and I had two older kids already whom I was trying to consistently homeschool during that season) so I know all about homeschooling with babies and toddlers underfoot! I will say that lack of consistent obedience and habit training will quickly sabotage your plans for a peaceful and rich Morning Time with your older children. Some parents choose to do a later Morning Time when the littlest are down for a nap, which can be very helpful. However, investing in your child training so that your toddler can learn the habits of obedience and self-control will produce fruit that will bless you and your family in countless ways.

I speak from experience, it is entirely possible for your toddler to learn the self-control to sit quietly (with a snack and some quiet toys) for 45 minutes to an hour while you enjoy Morning Time with your children. There is no secret trick or magic method that will accomplish this, just good old-fashioned discipline and consistency. ***My biggest piece of advice is to train towards this behavior long before you need it.*** If you plan to begin Morning Time with your kids on August 1st, then your toddler training program should begin July 1st. Start small with 5-10 minute increments. Choose a place with clear boundaries such as a rug on the floor, a large arm chair, a play pen, or a highchair for children over a year old. For infants under a year old, I would have them sit on my lap or in a booster seat (with a seat belt preferably) and consider it 'lap training'. Explain to the child that you want them to play quietly and after 5-10 minutes, they will be given their snack. Make sure you are setting aside all distractions so that you can focus on your child's training exclusively. Explain clearly where you want them to sit and set a timer that they can see for the amount of time you expect them to sit still and play with their quiet toy or book. When the timer goes off, praise them excitedly and reward them with their snack. If they choose to be loud or refuse to stay in the place you have asked them, give them a verbal reproof and explain what you expect again. After you are confident they understand what is expected, if they choose to disobey or refuse to practice the habit of self-control, you can give a small flick on the hand or even a light swat with a rod. Now I know some families may be against all forms of physical discipline. While it will be much harder to instill the habits of obedience and self-control, it is still possible to train towards that end without physical consequences. After they are consistent at 10 minutes of self-control, slowly raise it by increments of 5 until you have reached a full hour.

In our family we also used times of watching a movie, extended meal times, and family worship to train the habit of sitting still. I promise, as hard as it may be to believe, it is possible for your baby or toddler to sit still in an area designated by you and quietly play for up to an hour. In more extreme cases, you can even bring a car seat into the living room and buckle your child into it and use that to train self-control. Of course, the goal is that your child would learn to exercise internal restraint towards self-control but until they can be governed by internal restraint, a car seat can provide external restraint. Once you have trained towards this end, you will reap the benefits when you are at church, the doctor's office, or anywhere else you need your little one to be still! When I had multiple toddlers to manage during our Morning Time I would set up a few 'quiet spaces' in your living room and use them as stations. For example, I would have a play pen, a high chair and an arm chair and train each toddler to entertain themselves contentedly for 20- 30 minutes at each. Then I would rotate through the stations to give the children some variety. I know the initial investment of training is a lot of hard work, but the payoff is huge and so worth the effort because it allowed me focused time with the older children. It truly is not just a gift to the toddler to train them in self-control and obedience, but a gift of love towards the other children as well as they benefit from the peace it brings to the home. Please consider Charlotte Mason's words on this issue, read each word very carefully and let it sink in if you want to experience 'smooth and easy days' in your home...

"The mother's great stronghold is in the habit of obedience. If she begins by requiring that her children always obey her, why, they will always do so as a matter of course; but let them once get the thin end of the wedge in, let them discover that they can do otherwise than obey, and a woeful struggle begins, which commonly ends in the children doing that which is right in their own eyes. The mother who takes pains to endow her children with good habits secures for herself smooth and easy days."

-Charlotte Mason

"Every day, every hour, the parents are either passively or actively forming those habits in their children upon which, more than upon anything else, future character and conduct depend... What you would have the man become, that you must train the child to be."

- Charlotte Mason

Is Morning Time consistent with Charlotte Mason's educational methodology?

Yes! The Charlotte Mason method is based on the firm belief that the child is a person and we must educate that whole person, not just his mind. A Charlotte Mason education is three-pronged approach. In her words, "Education is an Atmosphere, a Discipline, a Life." Morning Time allows us the privilege to educate the full person of the child, not just in the 'skill subjects' of math and language but also in the arts of poetry, faith study, art appreciation, handicrafts, literature, and discussion. By creating an atmosphere and discipline in our homes, we can enjoy these living ideas with our children and homeschooling becomes less of an arduous chore and more of a refreshing feast!